



# MIF-DIA 80

## 58,4 kW Prime Power



**MIF PLUS INTERNATIONAL**  
**DANISMANLIK HIZMETLERI A.S.**  
 KAVAKLI MAH. YEŞİLYURT CAD. NO:15/2,  
 IC KAPI NO: 11, BEYLİKDÜZÜ / ISTANBUL



Group		Standby output	Prime output
Power	kVA	80	73
Power	kW	64	58,4
Engine Speed	rpm	1500	
Standard Voltage	V	400 / 230	
Power Factor	Cos Q	0,8	

**STANDBY POWER RATING (ESP):** ESP is applicable for supplying emergency power for the duration of the utility power outage. No overload capability is available for this rating. Under no circumstances shall the engine be allowed to operate in parallel with the public utility at the Standby Power rating. This rating should be applied where reliable utility power is available. A Standby rated engine should be sized for a maximum of an 70% average load factor and 200 hours of operation per year. This includes less than 25 hours per year at the Standby Power rating. Standby ratings should never be applied except in true emergency power outages. Negotiated power outages contracted with a utility company are not considered as an emergency.

**PRIME POWER RATING (PRP):** Applicable for supplying electric power in lieu of commercially purchased power. Prime Power applications must be in the form of one of the following two categories:

- **UNLIMITED TIME RUNNING PRIME POWER (ULTP):** PRP (Prime Power) is available for an unlimited number of hours per year in a variable load application. Variable load should not exceed a 70% average of the Prime Power rating during any operating period of 250 hours. The total operating time at 100% Prime Power shall not exceed 500 hours per year. A 10% overload capability is available for a period of 1 hour within a 12-hour period of operation. Total operating time at the 10% overload power shall not exceed 25 hours per year.
- **LIMITED TIME RUNNING PRIME POWER (LTP):** LTP (Limited Time Prime Power) is available for a limited number of hours in a nonvariable load application. It is intended for use in situations where power outages are contracted, such as in utility power curtailment. Engines may be operated in parallel to the public utility up to 750 hours per year at power levels never to exceed the Prime Power rating. The customer should be aware, however, that the life of any engine will be reduced by this constant high load operation. Any operation exceeding 750 hours per year at the Prime Power rating should use the Continuous Power rating.

**CONTINUOUS POWER RATING (COP):** COP is the power that the engine can continue to use under the prescribed speed and the specified environment condition in the normal maintenance period stipulated in the manufacturing plant. And Continuous Power is applicable for supplying utility power

at a constant 100% load for an unlimited number of hours per year. No overload capability is available for this rating.

**PAY ATTENTION** to the points below in picking and using the generator:

\* Generators can work on Continuous Power at 70% of Prime Power value if only all maintenances are done on time with original spare parts and high-quality oils that manufacturer advice.

\* Generators should not operate below 50% of Prime Power value. In such a case, the engine will burn excessive oil and eventually have irreparable damage.



# MIF-DIA 80

## 58,4 kW Prime Power



MIF PLUS INTERNATIONAL  
DANISMANLIK HIZMETLERI A.S.  
KAVAKLI MAH. YEŞİLYURT CAD. NO:15/2,  
IC KAPI NO: 11, BEYLİKDÜZÜ / ISTANBUL

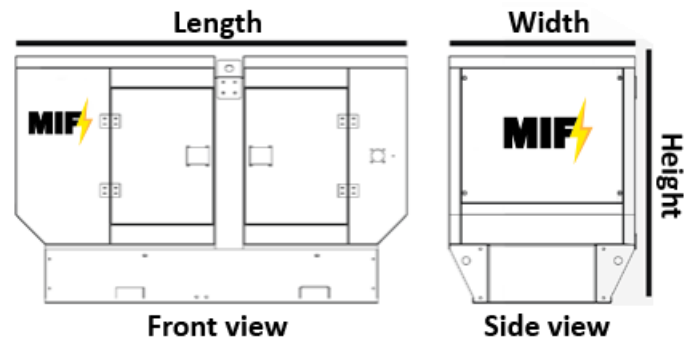
### ENGINE SPECIFICATIONS

Mark:		DLT DIAMOND
Model:		DIA-ZH4105LD
Standby:	kW	67
Prime:	kW	61
Cylinder Displacement:	Lt	4,15
Number of Cylinder/Type:		4, in line
Bore x Stroke:	mm X mm	105X120
Compression Ratio:		17:1
Governor Type:		Electronic
Aspiration:		Turbocharge Intercooler
Injection Type:		Direct Injection
Cooling System:		Liquid Cooled
Voltage:	V	24
Battery Capacity:	A	2x60

Fuel Consumption:	100% lt/h	13,0
Fuel Consumption:	75% lt/h	9,0
Fuel Consumption:	50% lt/h	6,0
Fuel Tank:	Lt	139
Oil Capacity:	Lt	13
Cooling Liquid Capacity:	Lt	13
Linear dimensions (LxWxH):	mm	2600x1000x1535

### ALTERNATOR SPECIFICATIONS

Output Voltage:	V	230/400
Frequency:	Hz	50
Automatic Voltage Reg.:	±%	0,5
Phase:		3
Pole:		4
Overload:		1 hour at 110%
Voltage Regulation:		±1%
Power Factor:	Cos Q	0,8
Warning System:		Self-Alert
AVR Model:		Sx460
Total Harmonic Losing:		≤3%
Connection Type:		Star
Protection Class:		IP 23
Isolation Class:		H





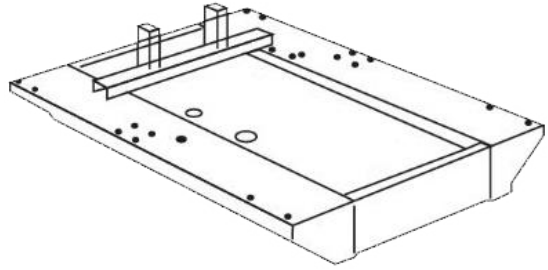
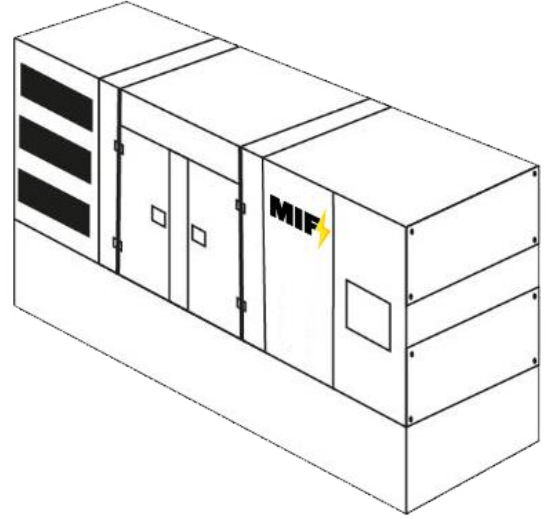
## MIF-DIA 80 58,4 kW Prime Power



MIF PLUS INTERNATIONAL  
DANISMANLIK HIZMETLERI A.S.  
KAVAKLI MAH. YEŞİLYURT CAD. NO:15/2,  
IC KAPI NO: 11, BEYLİKDÜZÜ / ISTANBUL

### CANOPY

Generator chassis are manufactured from steel with a special modular design. The fuel tank is mounted on the chassis. Engine alternator and radiator connections are made with vibration wedges and vibration is minimized. Special chassis and fuel tank designs can be made in line with the demands.



### CHASSIS PROPERTIES

Emergency Stop Button

Transparent Control Window

Special Sound Insulation

Exhaust Silencer

Electrical Powder Paint Resistant to Corrosion and Rusting

### CONTROL SYSTEM

Generator control panels are durable panels that are easy to use and it can be updated with secure software. It can be remotely controlled with ETHERNET and GPRS optionally. The panel body is made of steel sheet and painted with electrostatic powder paint. Control panel electronics have an isolated and waterproof design.

As standard we use DATAKOM control panels, but we can offer an option from FORTRUST.



### CONTROL SYSTEM PROPERTIES

LCD Screen Automatic Control System

Remote monitoring possibility

Multifunctional business opportunity

Multi language support

Programable over USB, RS-232 and GSM

### MIF PLUS INTERNATIONAL DANISMANLIK HIZMETLERI A.S.

KAVAKLI MAH. YEŞİLYURT CAD. NO:15/2,  
IC KAPI NO: 11, BEYLİKDÜZÜ / ISTANBUL

Web: [www.mif-plus.com](http://www.mif-plus.com)

E-mail: [anton.t@mif-plus.com](mailto:anton.t@mif-plus.com)

Phone/WhatsApp: +90 534 553 50 45