

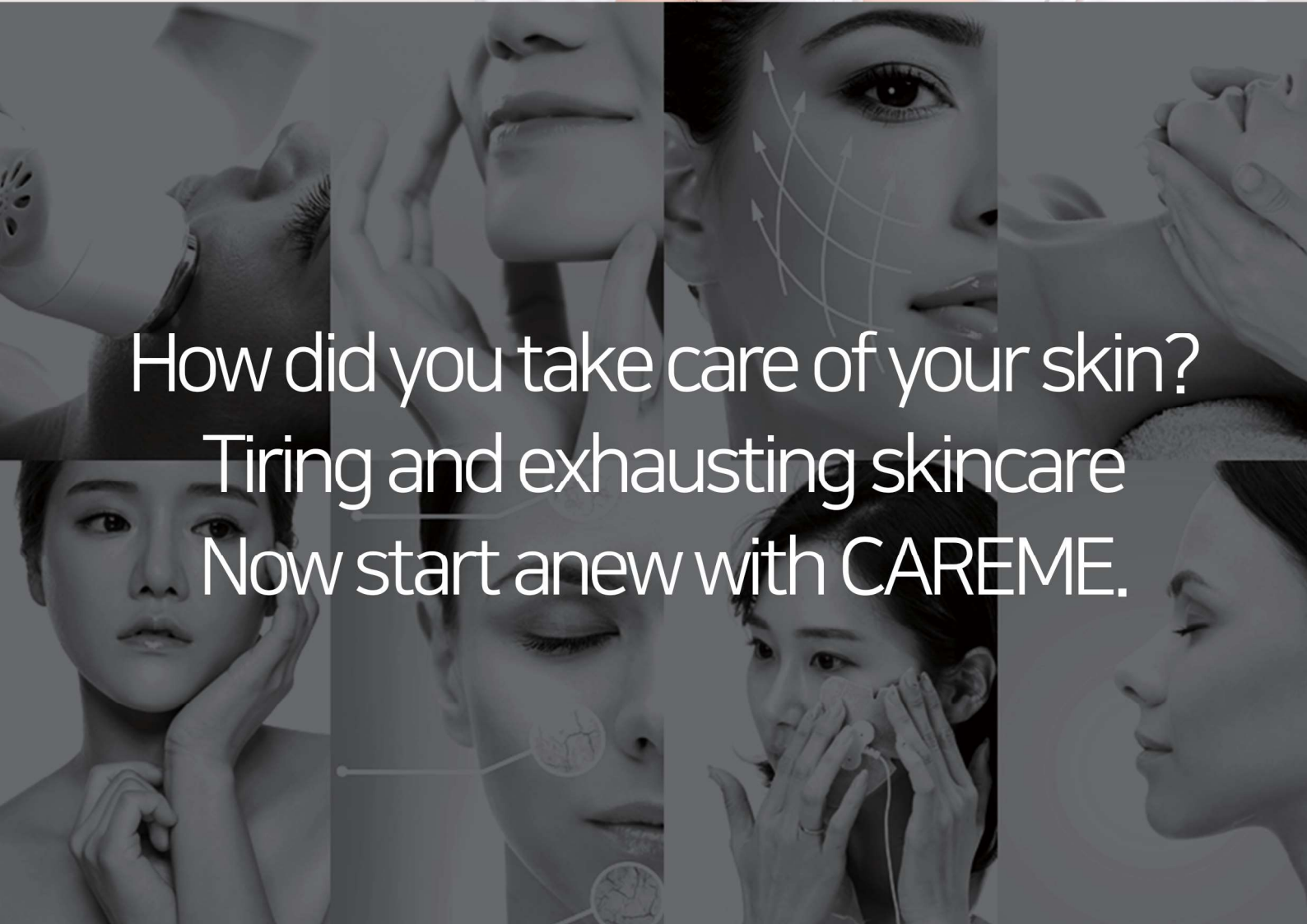
NEW SKINCARE STANDARDS



CAREME



How did you take care of your skin?  
Tiring and exhausting skincare  
Now start anew with CAREME.





## High frequency (RF) + Hydrogel

Don't rub, just stick it on now.

High frequency is an alternating current of more than 1 Mhz, and when a current is applied to the body, molecules vibrate and generate bioheat depending on the direction of the current. This bioheat is used for skin care, massage, etc.



### Convenience

Patch-type  
Increased user convenience  
with a product



### Safety

With severe skin bends or thin skin layers.  
High adhesion of hydrogel to the area.  
There's less chance of a patch falling,  
so the spark's going to happen.  
It's relatively small.



### Efficiency

After washing your face without  
applying a separate high frequency gel,  
Attach the patch and remove it.  
It's very efficient.

## Bending of the skin around the eyes

After 2 weeks **9.11%**,  
4 weeks later **12.51% decrease** ↓

## Skin curves

After 2 weeks **4.76%**,  
4 weeks later **10.25% decrease** ↓

## Skin moisturizing

After 2 weeks **11.29%**  
4 weeks later **11.77% increase** ↑

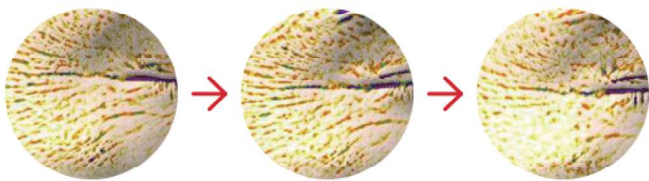
## Moisturizing the skin

After 2 weeks **11.29% Improvement**

4 weeks later **11.77% Improvement**



## Skin bending test Eye test



Before use

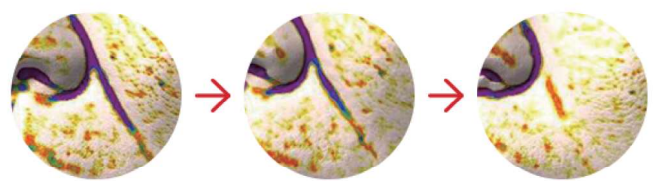
2 weeks after use

4 weeks later

After 2 weeks **9.11% Improving**

4 weeks later **12.51% Improving**

## Skin flexion test



Before use

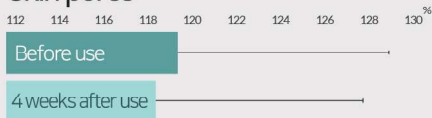
2 weeks after use

4 weeks later

After 2 weeks **4.76% Improving**

4 weeks later **10.25% Improving**

## Skin pores



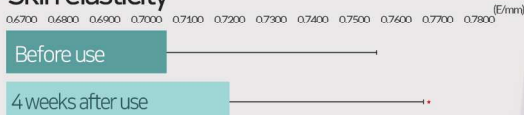
## Sagging Skin



## True pitch density



## Skin elasticity



## Increased skin elasticity

**1.91% increase** ↑

## Improvement of dermal layer density

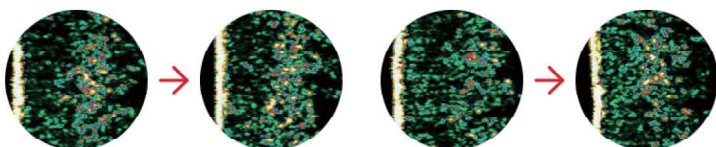
**4.15% decrease** ↓

## Reduction of skin pore

**0.84% decrease** ↓



## Improvement of dermal layer densit 8.45%



## Skin elasticity improvement 1.91%



Reduce skin sagging 4.15%

Reduction of skin pore 0.84%

# CAREME How to use



- 01 After removing the main body from the product box, connect the adapter to the power supply on the rear of the main body
- 02 Connect the patch cable to the back of the body
- 03 Connect the patch cable and patch.  
The snap button says, "Please connect it with a ticking sound."
- 04 Apply the patch so that it does not fall on the application site.  
(Please attach both sides of the patch.)
- 05 Press the power button to turn on the product.  
Set the appropriate level using the intensity control button  
(When using for the first time, please set the low level first to find the appropriate level)
- 06 After setting the level, press the power button to operate.  
\*Status during operation : LED blinks + buzzer every 2 seconds
- 07 After 5 minutes, the operation ends with a buzzer sound.
- 08 Remove the patch and store it in a dedicated pouch

## Precautions

## Those who do not use it.




After cleansing, remove moisture  
Please use it.  
(When using after makeup, foreign substances are It adheres and the adhesion is lowered.)



Apply both patches  
(When using only one side,  
high-frequency ener is only one side  
Occurs and the temperature rises.)



Patches with poor adhesion  
Please replace it with  
a new patch



If you feel high-frequency energy  
strong when using the product, please stop  
using the product and remove the patch  
(There may be a risk of burns  
de pending on the skin)



Please do not use it on the  
same area continuously



Begin with Level 1 and 2 steps  
on first use. Please find the right  
level for your skin



Do not do any product exercist  
or excessive action



Please use genuine adapters  
and patches.



Pregnant and lactating women



Infants under 12



Heart disease patients and  
Medical electronics users



Skin diseases and skin allergies  
Those who have



People who have a skin wound

# CERTIFICATES AND AWARDS



FCC



KC



CE



Trademark



Patent



Patent



Seoul International Invention Fair Silver Prize



International Exhibition of Inventions Geneva Gold Prize

Safety comes first because it's used by someone precious



Product name	High frequency beauty equipment
Model name	RFSYSTEM19
Size	148*110*65mm
Weight	1kg
Input power	D.C 12V
Output voltage	1Mhz,30W
Material	ABS / Silicone
Manufacturer	HAHOMEDI (KOREA)



CAREME

Address : 210,3F, 80, Yangji-ro, Wonju-si, Gangwon-do, Republic of Korea  
Number :+82 070-7363-8673



CAREME