



A chest pocket makes this classic, value-priced tee even more indispensable.

- 5.4-ounce, 100% cotton
- 98/2 cotton/poly (Ash)
- 90/10 cotton/poly (Athletic Heather)
- Left chest pocket
- Removable tag for comfort and relabeling

CARE INSTRUCTIONS

Machine wash cold, inside out with like colors, only non-chlorine bleach when needed. Tumble dry medium.

Medium/hot iron, do not iron decoration.



front



back

HOW TO MEASURE

















CHEST WIDTH

Measure under the arm and around the fullest part of the chest with arms down, keeping tape horizontal.

SIZE CHART

	S	M	L	XL	2XL	3XL	4XL
Chest	35-37	38-40	41-43	44-46	47-49	50-53	54-57

COLOR INFORMATION

										
Ash PMS COOL GRAY 3C	Athletic Heather PMS COOL GRAY 7C	Athletic Maroon PMS 209C	Charcoal PMS COOL GRAY 11C	Dark Green PMS 560C	Jet Black PMS BLACK C	Kelly PMS 340C	Light Blue PMS 278C	Navy PMS 2380C	Orange PMS 172C	Red PMS 200C
										
Royal PMS 2133C	White	Yellow PMS 127C								