



ARES 2

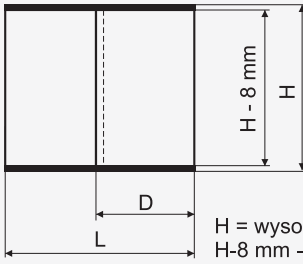
Instrukcja montażu
Installation instruction
Инструкция монтажа

VALCOMP

www.valcomp.pl
tel. 22 818 77 22



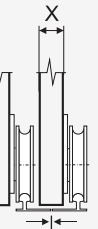
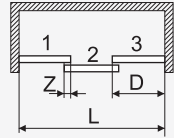
1



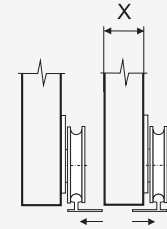
$$\text{szerokość drzwi } D = \frac{L + (n-1) \cdot z}{n}$$

ilość drzwi $n = 2, 3, 4, \dots$

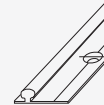
z - zakładka, zalecane 40 mm



2 A



2 B

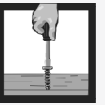


3

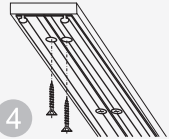
Ø8

Ø4

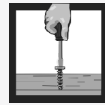
Ø4



Ø3,5x16



4



min. 30 mm

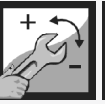
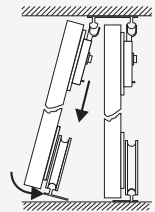
19 mm

Ø4x16

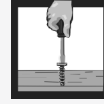
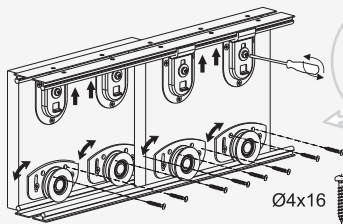
5

22 mm

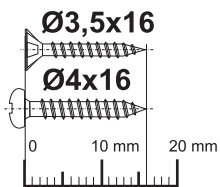
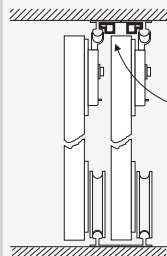
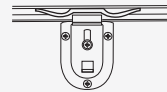
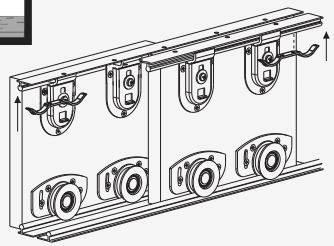
6



7



8



1:1